

Scaled data based on original data using
LM-79-08 Approved Method: Electrical and Photometric Measurements of Solid-
State Lighting Products

Test Report Prepared for
Cooper Lighting Solutions
(formerly Eaton)

Brand: INVUE

Report Number: P675158

Luminaire Tested: **CCW-SA-1D-827-U-T4FT**

Issue Date: 04/25/2023



Test Information

Test Method: LM-79-08
Report Number: P675158
Test Lab: INNOVATION CENTER(G1)
Issue Date: 04/25/2023
Manufacturer: COOPER LIGHTING SOLUTIONS (FORMERLY EATON)
Product Line: INVUE
Catalog Number: CCW-SA-1D-827-U-T4FT
Description: INVUE CLEAR CURVE Wall Pack MOUNT LIGHT SQUARE LUMINAIRE @800mA w/
T4FT distribution lens
Light Source: (16) 2700K CCT, 80 CRI LEDs
Ballast/Driver: ELECTRONIC DRIVER

Summary

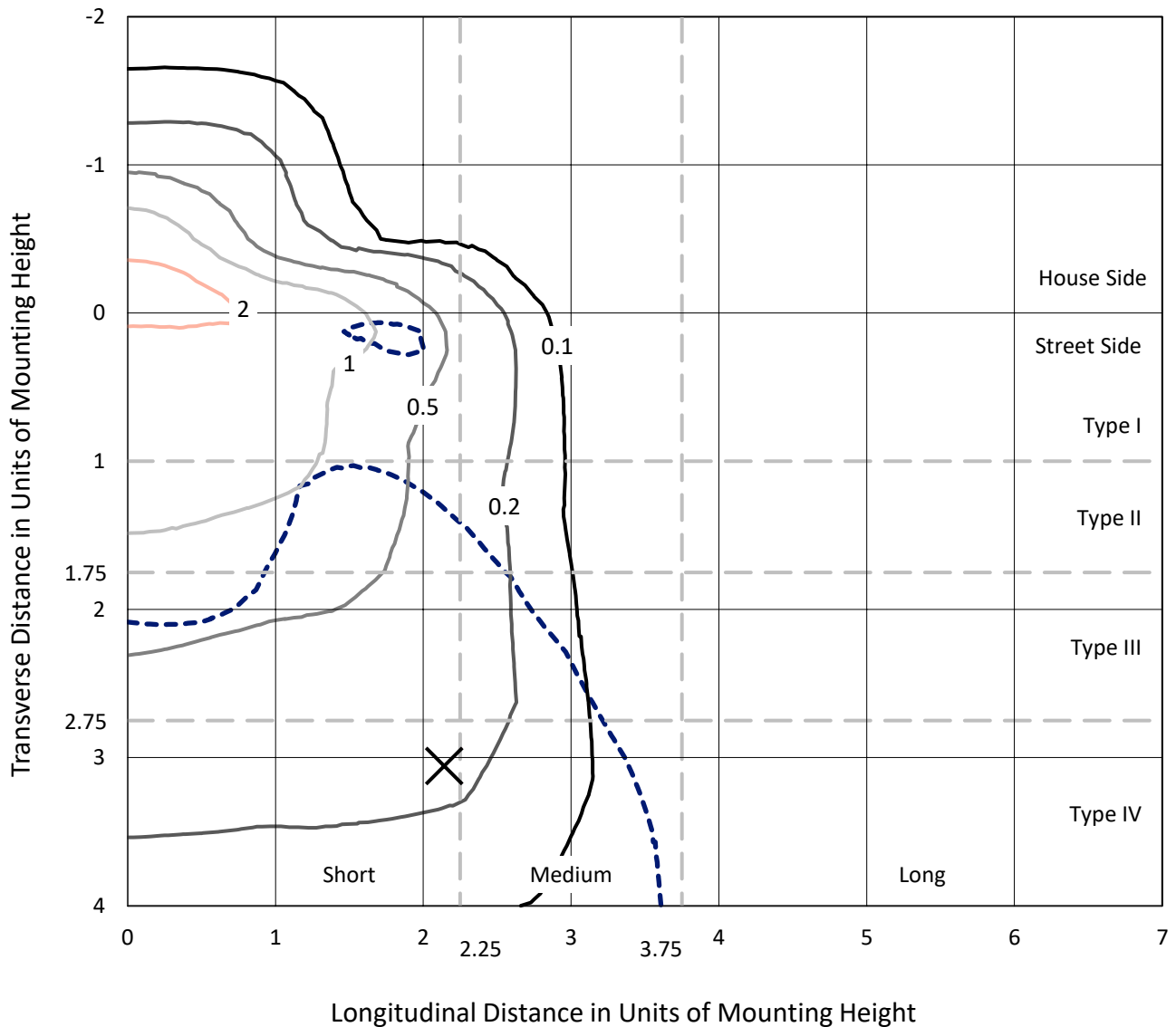
Lumens per Lamp: N/A
Luminaire Lumens: 4097 lumens
Efficiency: N/A
Efficacy: 93.1 lumens/watt
Luminous Opening: Rectangular (W 1' x L: 0.5' x H: 0')
IES Classification: Type IV - Short
BUG Rating: B1 - U0 - G2

Input Watts (W): 44
Input Voltage (V): 120
Input Current (Ain): NR
Voltage Rise (V): NR
Power Factor: NR
Total Harmonic Distortion (THDi): NR
Frequency (hertz): 60
Stabilization Time: NR
Operation Time: NR
Ambient Temperature (°C): NR
Test Distance: 25 FT

REPORT NUMBER: P675158
 CATALOG NUMBER: CCW-SA-1D-827-U-T4FT

Iso-Footcandle Lines of Horizontal Illumination

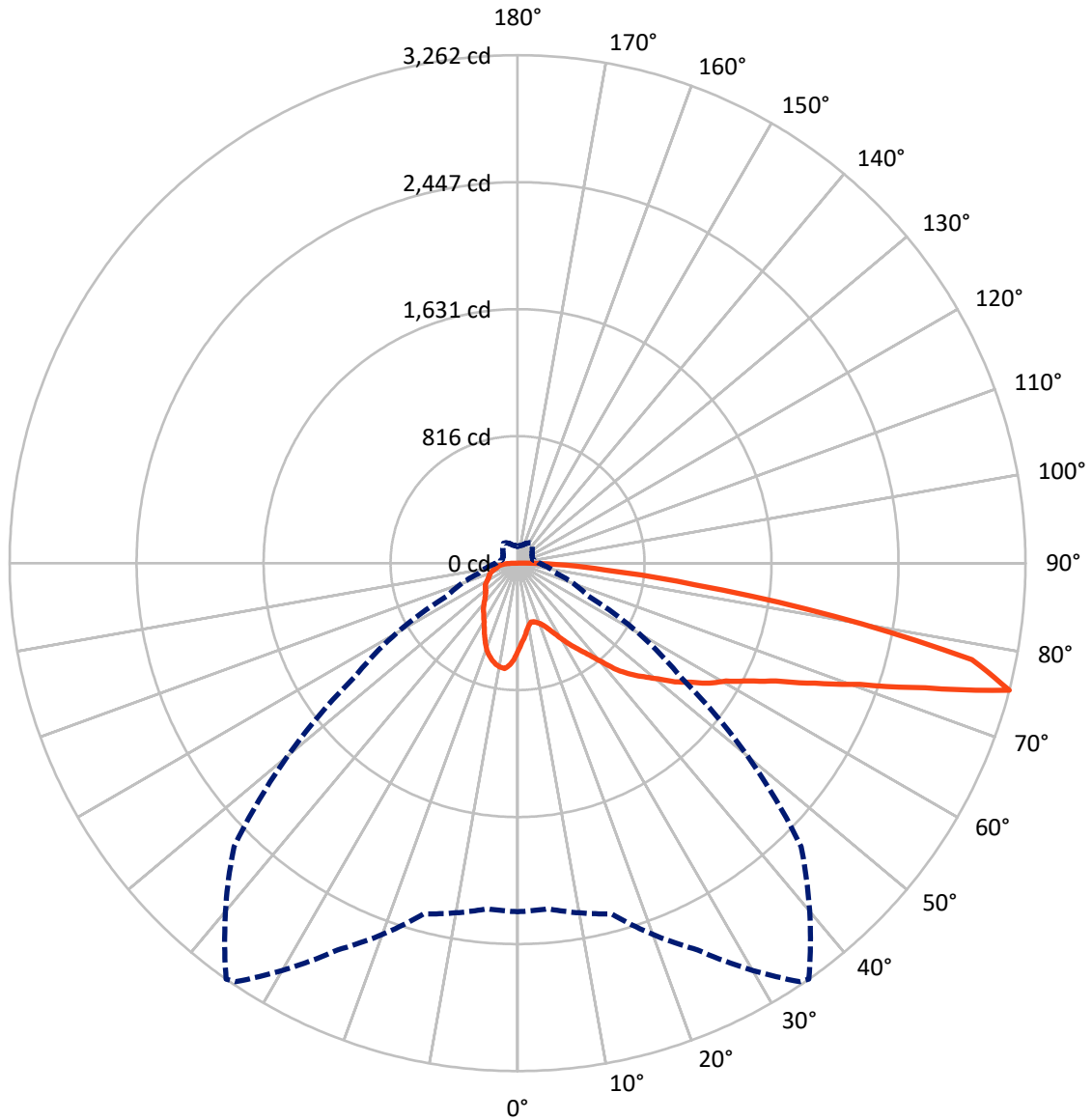
× Max cd
 - - - 1/2 Max cd



Based on 15 foot mounting height. Maximum calculated value = 3 fc
 Type IV - Short - N/A

REPORT NUMBER: P675158
CATALOG NUMBER: CCW-SA-1D-827-U-T4FT

Luminous Intensity Polar Plot



— Vertical Plane Through 35-Deg Lateral - - - Horizontal Cone Through 75-Deg Vertical



REPORT NUMBER: P675158
 CATALOG NUMBER: CCW-SA-1D-827-U-T4FT

FLUX DISTRIBUTION:

		Downward	Upward	Total
House Side	Lumens	941.6	0.0	941.6
	% Fixture	23.0	0.0	23.0
Street Side	Lumens	3155.4	0.0	3155.4
	% Fixture	77.0	0.0	77.0
Total	Lumens	4097.0	0.0	4097.0
	% Fixture	100.0	0.0	100.0

Coefficient of Utilization

ZONAL LUMENS:

Zone	Lumens	% Fixture
0°-10°	53.5	1.3
10°-20°	155.2	3.8
20°-30°	257.6	6.3
30°-40°	381.8	9.3
40°-50°	550.5	13.4
50°-60°	757.1	18.5
60°-70°	935.2	22.8
70°-80°	855.5	20.9
80°-90°	150.6	3.7
90°-100°	0.0	0.0
100°-110°	0.0	0.0
110°-120°	0.0	0.0
120°-130°	0.0	0.0
130°-140°	0.0	0.0
140°-150°	0.0	0.0
150°-160°	0.0	0.0
160°-170°	0.0	0.0
170°-180°	0.0	0.0
0°-90°	4097.0	100.0
0°-180°	4097.0	100.0



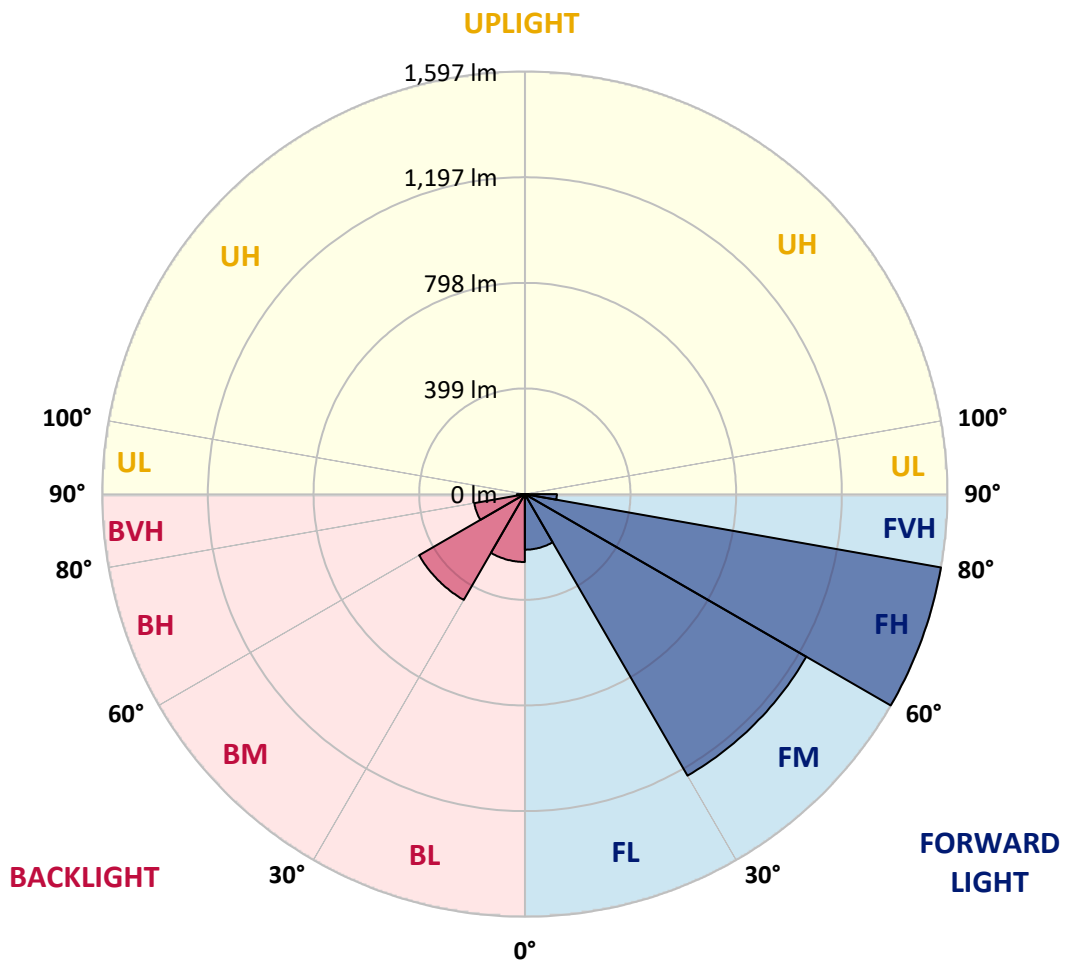
REPORT NUMBER: P675158
 CATALOG NUMBER: CCW-SA-1D-827-U-T4FT

LUMINAIRE CLASSIFICATION SYSTEM LUMEN TABLE AND BUG RATING:

Zone	Lumens	% Fixture	Zone Rating/Lumen Limit		
			B	U	G
FL (0°-30°)	210.0	5.1			
FM (30°-60°)	1228.0	30.0			
FH (60°-80°)	1596.5	39.0			G1/1800
FVH (80°-90°)	120.9	3.0			G2/225
BL (0°-30°)	256.3	6.3	B1/500		
BM (30°-60°)	461.4	11.3	B1/1000		
BH (60°-80°)	194.2	4.7	B1/500		G1/500
BVH (80°-90°)	29.7	0.7			G1/100
UL (90°-100°)	0.0	0.0		U0/0	
UH (100°-180°)	0.0	0.0		U0/0	

BUG Rating: B1-U0-G2

Type IV Short





REPORT NUMBER: P675158

CATALOG NUMBER: CCW-SA-1D-827-U-T4FT

CANDELA DISTRIBUTION (FULL):

	0°	5°	15°	25°	34°	35°	45°	55°	65°	75°	85°
0°	561.3	561.3	561.3	561.3	561.3	561.3	561.3	561.3	561.3	561.3	561.3
2.5°	508.5	504.0	508.5	511.5	511.5	511.5	516.1	529.6	538.7	544.7	555.3
5°	455.7	457.2	460.2	467.8	472.3	475.3	482.9	499.5	513.0	532.6	555.3
7.5°	408.9	411.9	416.5	424.0	434.6	433.1	449.7	472.3	497.9	523.6	556.8
10°	384.8	390.8	392.3	393.8	404.4	404.4	427.0	452.7	484.4	517.6	556.8
12.5°	389.3	389.3	384.8	383.3	389.3	387.8	407.4	437.6	472.3	519.1	562.8
15°	402.9	402.9	393.8	384.8	393.8	390.8	407.4	431.6	472.3	520.6	574.9
17.5°	421.0	422.5	411.9	396.8	399.9	401.4	413.4	436.1	472.3	523.6	591.5
20°	457.2	449.7	433.1	408.9	419.5	415.0	433.1	452.7	481.3	535.7	615.6
22.5°	488.9	488.9	457.2	436.1	437.6	437.6	454.2	470.8	494.9	552.3	633.7
25°	540.2	537.2	497.9	466.3	469.3	470.8	479.8	499.5	517.6	561.3	656.4
27.5°	605.1	597.5	558.3	522.1	510.0	514.5	519.1	534.2	538.7	576.4	683.5
30°	674.5	663.9	630.7	573.4	567.4	568.9	561.3	570.4	564.3	600.6	710.7
32.5°	718.2	718.2	686.6	644.3	627.7	627.7	602.1	608.1	608.1	623.2	759.0
35°	756.0	753.0	731.8	700.1	689.6	683.5	657.9	666.9	651.9	666.9	826.9
37.5°	813.3	804.3	795.2	774.1	753.0	748.4	734.8	740.9	719.8	712.2	903.8
40°	879.7	875.2	866.1	857.1	835.9	834.4	819.3	825.4	802.7	774.1	980.8
42.5°	977.8	964.2	935.5	928.0	932.5	938.5	932.5	922.0	881.2	845.0	1063.8
45°	1075.9	1054.7	1000.4	988.3	1023.0	1018.5	1044.2	1039.6	973.3	915.9	1151.3
47.5°	1139.2	1121.1	1077.4	1069.8	1084.9	1091.0	1167.9	1154.3	1048.7	980.8	1235.8
50°	1184.5	1186.0	1128.7	1148.3	1167.9	1167.9	1264.5	1263.0	1140.7	1060.8	1346.0
52.5°	1250.9	1229.8	1205.6	1223.7	1250.9	1266.0	1385.2	1352.0	1198.1	1128.7	1469.7
55°	1285.6	1276.5	1255.4	1287.1	1344.4	1352.0	1478.7	1453.1	1263.0	1208.6	1596.4
57.5°	1299.2	1306.7	1341.4	1355.0	1435.0	1454.6	1563.2	1527.0	1323.3	1308.2	1694.5
60°	1359.5	1349.0	1395.8	1450.1	1527.0	1537.6	1668.9	1590.4	1382.2	1373.1	1726.2
62.5°	1481.8	1454.6	1480.3	1545.1	1652.3	1665.8	1780.5	1674.9	1407.8	1416.9	1724.7
65°	1659.8	1640.2	1602.5	1653.8	1804.7	1824.3	1911.8	1747.3	1400.3	1401.8	1602.5
67.5°	1869.6	1837.9	1798.6	1830.3	2014.4	2059.7	2071.7	1779.0	1347.5	1317.3	1303.7
70°	2053.6	2032.5	2006.9	2061.2	2317.7	2334.3	2270.9	1759.4	1201.1	1057.8	869.1
72.5°	2225.7	2215.1	2230.2	2433.9	2728.1	2738.7	2458.0	1635.7	949.1	641.3	404.4
75°	2239.2	2228.7	2332.8	2741.7	3242.7	3262.3	2574.2	1282.6	501.0	261.0	170.5
77.5°	1516.5	1548.2	1742.8	2400.7	2978.6	2983.1	2104.9	596.0	206.7	153.9	119.2
80°	372.7	413.4	656.4	1241.8	2008.4	2058.2	1152.8	200.7	135.8	117.7	89.0
82.5°	135.8	147.9	267.1	561.3	1128.7	1148.3	402.9	108.6	98.1	90.5	64.9
85°	64.9	66.4	126.7	276.1	570.4	564.3	144.9	64.9	70.9	61.9	39.2
87.5°	27.2	27.2	55.8	128.3	252.0	244.4	46.8	30.2	40.7	36.2	19.6
90°	0.0	0.0	0.0	0.0	0.0	0.0	0.0	0.0	0.0	0.0	0.0



REPORT NUMBER: P675158
 CATALOG NUMBER: CCW-SA-1D-827-U-T4FT

CANDELA DISTRIBUTION (continued):

	90°	95°	105°	115°	125°	135°	145°	155°	165°	175°	180°
0°	561.3	561.3	561.3	561.3	561.3	561.3	561.3	561.3	561.3	561.3	561.3
2.5°	562.8	565.8	577.9	587.0	596.0	603.6	615.6	615.6	623.2	623.2	623.2
5°	561.3	577.9	597.5	618.7	632.2	645.8	657.9	659.4	663.9	670.0	671.5
7.5°	567.4	584.0	615.6	645.8	662.4	668.5	683.5	679.0	679.0	679.0	683.5
10°	579.4	597.5	641.3	668.5	680.5	682.0	677.5	674.5	665.4	662.4	657.9
12.5°	588.5	620.2	663.9	685.1	680.5	676.0	665.4	650.3	639.8	636.8	636.8
15°	611.1	642.8	683.5	691.1	683.5	659.4	645.8	629.2	620.2	606.6	612.6
17.5°	630.7	666.9	703.2	694.1	679.0	641.3	621.7	597.5	585.5	570.4	570.4
20°	656.4	689.6	721.3	697.1	663.9	623.2	591.5	561.3	544.7	529.6	532.6
22.5°	685.1	715.2	731.8	685.1	641.3	594.5	550.8	522.1	501.0	491.9	494.9
25°	707.7	740.9	737.9	665.4	614.1	558.3	510.0	482.9	478.3	469.3	469.3
27.5°	736.4	771.1	733.3	641.3	568.9	501.0	470.8	460.2	460.2	455.7	458.7
30°	774.1	798.2	722.8	606.6	511.5	449.7	434.6	440.6	451.2	446.6	448.1
32.5°	835.9	832.9	713.7	567.4	451.2	399.9	410.4	422.5	431.6	436.1	439.1
35°	896.3	876.7	703.2	514.5	395.3	375.7	384.8	398.4	415.0	419.5	421.0
37.5°	956.7	922.0	685.1	449.7	360.6	354.6	363.7	371.2	384.8	387.8	390.8
40°	1020.0	952.1	653.4	386.3	332.0	332.0	338.0	339.5	347.1	351.6	354.6
42.5°	1075.9	980.8	596.0	327.4	301.8	312.3	313.9	310.8	304.8	307.8	309.3
45°	1143.8	1012.5	529.6	285.2	279.2	292.7	295.7	283.7	273.1	267.1	264.1
47.5°	1210.2	1045.7	472.3	250.5	258.0	279.2	279.2	265.6	247.5	232.4	226.3
50°	1270.5	1078.9	425.5	229.4	236.9	268.6	271.6	246.0	226.3	208.2	205.2
52.5°	1371.6	1134.7	377.2	212.8	224.8	261.0	259.5	236.9	211.2	191.6	190.1
55°	1460.6	1190.5	313.9	196.2	212.8	250.5	255.0	227.8	193.1	175.0	172.0
57.5°	1525.5	1204.1	250.5	179.6	200.7	238.4	244.4	209.7	181.1	166.0	164.5
60°	1537.6	1151.3	203.7	166.0	184.1	221.8	226.3	199.2	172.0	159.9	156.9
62.5°	1481.8	1050.2	173.5	153.9	170.5	205.2	214.3	187.1	163.0	152.4	150.9
65°	1355.0	902.3	152.4	143.3	161.5	193.1	203.7	178.1	155.4	146.4	144.9
67.5°	1072.8	692.6	135.8	135.8	149.4	181.1	196.2	172.0	147.9	141.8	140.3
70°	701.6	416.5	123.7	125.2	140.3	170.5	187.1	164.5	138.8	137.3	134.3
72.5°	301.8	191.6	110.2	114.7	126.7	152.4	173.5	153.9	128.3	123.7	119.2
75°	138.8	116.2	99.6	102.6	113.2	134.3	156.9	141.8	119.2	111.7	107.1
77.5°	98.1	84.5	83.0	89.0	96.6	116.2	138.8	132.8	110.2	104.1	101.1
80°	72.4	64.9	69.4	75.4	80.0	107.1	131.3	122.2	101.1	92.0	87.5
82.5°	51.3	48.3	54.3	60.4	64.9	93.6	120.7	107.1	84.5	77.0	69.4
85°	30.2	31.7	37.7	40.7	45.3	69.4	101.1	86.0	64.9	49.8	48.3
87.5°	13.6	13.6	18.1	19.6	22.6	40.7	67.9	54.3	40.7	31.7	30.2
90°	0.0	0.0	0.0	0.0	0.0	0.0	0.0	0.0	0.0	0.0	0.0

(END OF REPORT)